

**QATAR FUEL (WOQOD) Q.S.C
DOHA - QATAR**

**INTERIM CONDENSED
STATEMENT OF FINANCIAL POSITION
AND
STATEMENT OF INCOME
FOR THE NINE MONTH PERIOD ENDED
SEPTEMBER 30, 2009**

**QATAR FUEL (WOQOD) Q.S.C.
DOHA – QATAR**


**INTERIM CONDENSED CONSOLIDATED STATEMENT OF FINANCIAL POSITION (UNAUDITED)
AS AT SEPTEMBER 30, 2009**


	SEPTEMBER 30, 2009 (Unaudited) QR.	SEPTEMBER 30, 2008 (Unaudited) QR.	December 31, 2008 (Audited) QR.
<u>ASSETS</u>			
Current Assets:			
Bank balances and cash	1,798,303,179	891,246,463	1,284,388,183
Accounts receivable, prepayments and other Debit balances	1,581,815,638	1,549,511,974	1,413,127,106
Inventories	176,139,939	97,555,694	137,067,672
Due from related parties	3,911,383	96,514,462	6,720,381
Total Current Assets	<u>3,560,170,139</u>	<u>2,634,828,593</u>	<u>2,841,303,342</u>
Non-Current Assets:			
Goodwill	57,700,022	57,700,022	57,700,022
Available-for-sale investments	159,359,040	169,120,000	120,960,000
Property, plant and equipment	1,189,550,180	963,990,036	1,054,747,963
Total Non-Current Assets	<u>1,406,609,242</u>	<u>1,190,810,058</u>	<u>1,233,407,985</u>
Total Assets	<u>4,966,779,381</u>	<u>3,825,638,651</u>	<u>4,074,711,327</u>


QATAR FUEL (WOQOD) Q.S.C.
DOHA – QATAR

INTERIM CONDENSED CONSOLIDATED STATEMENT OF FINANCIAL POSITION (UNAUDITED)
As of SEPTEMBER 30, 2009 (Cont'd)

	SEPTEMBER 30,2009 (Unaudited) QR.	SEPTEMBER 30,2008 (Unaudited) QR.	December 31,2008 (Audited) QR.
<u>LIABILITIES AND EQUITY</u>			
Current Liabilities:			
Accounts payable and accruals	346,281,563	111,585,614	185,968,519
Due to Qatar Petroleum	1,615,456,889	1,633,624,472	1,298,697,572
Total Current Liabilities	1,961,738,452	1,745,210,086	1,484,666,091
Non-Current Liabilities:			
Provision for employees' end of service benefits	22,585,539	14,519,478	16,059,753
Total Non-Current Liabilities	22,585,539	14,519,478	16,059,753
Equity:			
Share capital	315,000,000	300,000,000	300,000,000
Legal reserve	150,000,000	139,278,173	150,000,000
General reserve	30,078,234	30,078,234	30,078,234
Fair value reserve	86,171,040	112,840,000	64,680,000
Retained earnings	2,253,541,288	1,401,555,433	1,598,028,721
Proposed cash dividends	--	--	300,000,000
Equity Attributable to Equity Holders of the Parent	2,834,790,562	1,983,751,840	2,442,786,955
Minority Interest	147,664,828	82,157,247	131,198,528
Total Equity	2,982,455,390	2,065,909,087	2,573,985,483
Total Equity and Liabilities	4,966,779,381	3,825,638,651	4,074,711,327


H.E. Abdulla Bin Hamad Al-Attiah
Deputy Prime Minister and
Minister of Energy and Industry
Chairman of Woqod


Mr. Mohamed Turki Al-Sobai
Vice Chairman
Managing Director


Mr. Khalil Hassan Makki
Finance Manager

**QATAR FUEL (WOQOD) Q.S.C.
DOHA – QATAR**

**INTERIM CONDENSED CONSOLIDATED STATEMENT OF INCOME (UNAUDITED)
For the Nine Month Period Ended September 30, 2009**

	Nine month period ended September 30 ,	
	2009 QR.	2008 QR.
Sales	4,546,727,265	5,586,184,429
Cost of sales	<u>(3,528,683,363)</u>	<u>(4,618,636,273)</u>
Gross Profit	1,018,043,902	967,548,156
Other income	98,247,233	28,437,395
Provision for Doubtful Debts	(112,144,880)	-
Depreciation of property, plant and equipment	(45,722,761)	(35,027,808)
General and administrative expenses	<u>(248,410,485)</u>	<u>(205,268,506)</u>
Net Profit for the Period	<u>710,013,009</u>	<u>755,689,237</u>
Attributable to:		
Equity holders of the parent	655,511,303	698,405,841
Minority interest	<u>54,501,706</u>	<u>57,283,396</u>
Total	<u>710,013,009</u>	<u>755,689,237</u>
Earnings per share (Attributable to equity holders of the parent)	<u>20.81</u>	<u>23.28</u>

**QATAR FUEL (WOQOD) Q.S.C.
DOHA – QATAR**

**INTERIM CONDENSED CONSOLIDATED STATEMENT OF COMPEREHENSIVE INCOME (UNAUDITED)
For the Nine Month Period Ended SEPTEMBER 30, 2009**

	Nine month Period ended September 30 ,	
	2009	2008
	QR.	QR.
Net Profit for the Period	710,013,009	755,689,237
Other comprehensive income:		
Net movement in fair value of available- for-sale investments	21,491,040	(4,480,000)
Total comprehensive income for the period	<u>731,504,049</u>	<u>751,209,237</u>
Attributable to:		
Equity holders of the parent	677,002,343	693,925,841
Minority interest	54,501,706	57,283,396
Total	<u>731,504,049</u>	<u>751,209,237</u>